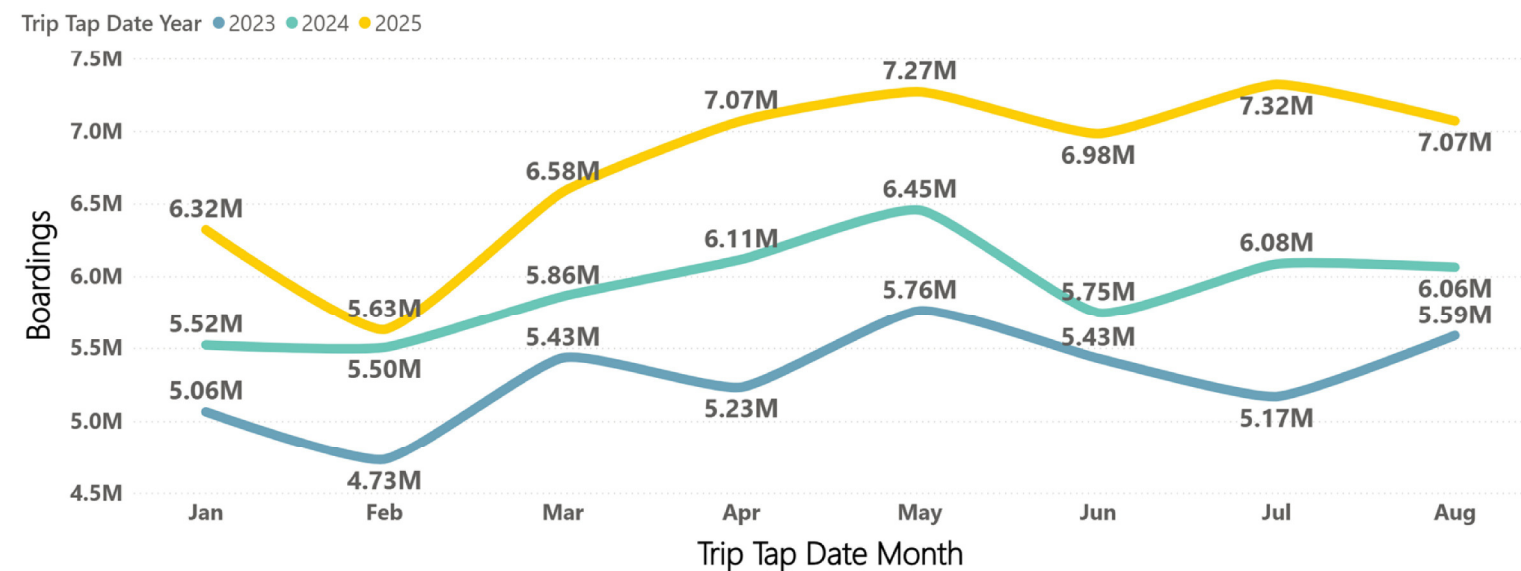




Joint Board Overview – September 2025

ORCA Boardings by Month and Year



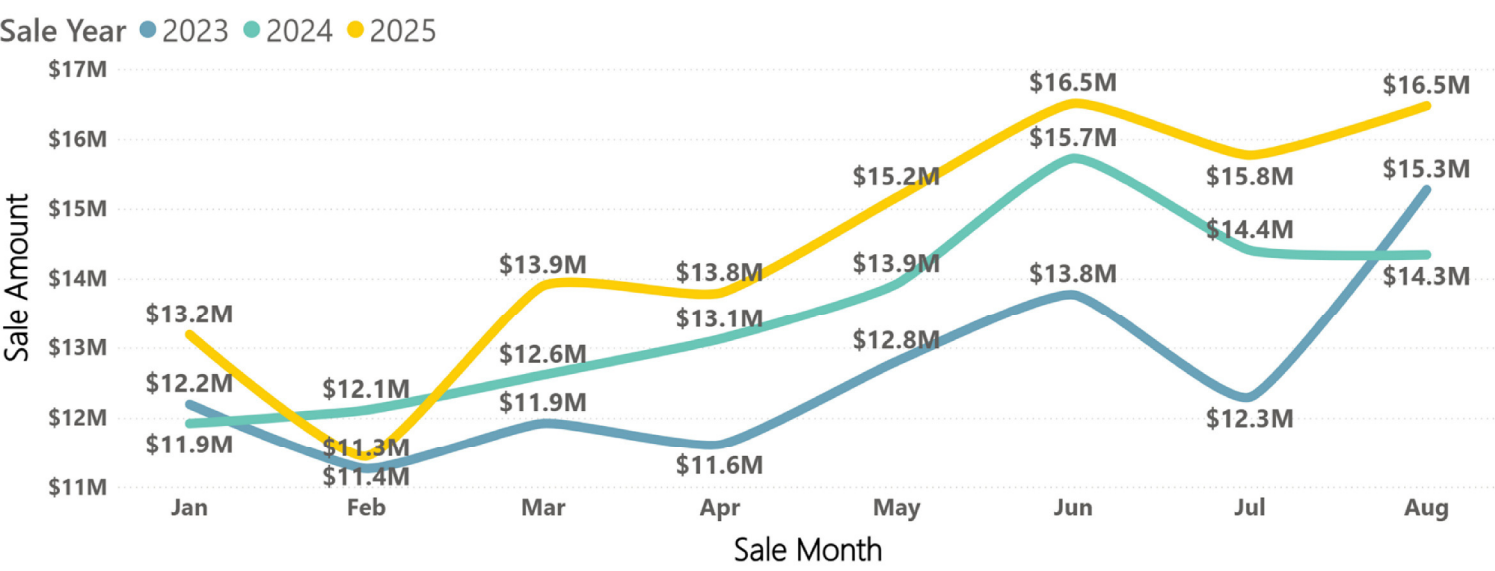
54,228,583

Year to Date Boardings

15 %

Year over Year Growth %

Sales Data - Total Sales by Month & Year



\$116,232,618

Year to Date Sales

7 %

Year over Year Growth %

Customer Satisfaction

Customers who are satisfied with ORCA

92%
2024

Customers who would recommend ORCA

97%
2024

Product Delivery

9

Delivered - YTD

9

Now - Development

11

Next - Discovery

6

Later - Opportunities

System Availability

100.00%

Major Incidents

Last Month Major Incidents

1

Rolling 6 Month Major Incidents

12

Chronic Issues

2

System Reliability

Security Incidents

YTD Security Incidents

1

Open Security Incidents

0

INIT KPIs

Pass

33 in May

Fail

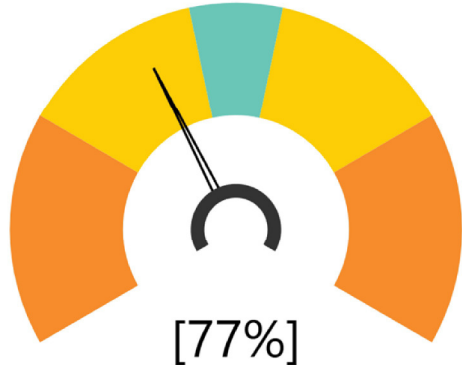
9 in May

Credits

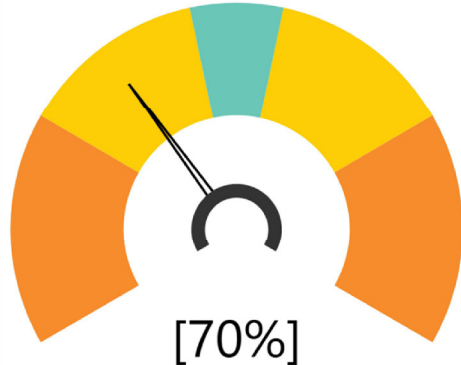
\$139,000 as of May

Quarterly Operating Budget Progress 2025 through Q2

Expenses Only



Expenses + Revenue



Percentage of Actual Quarterly Spend to Forecasted Quarterly Budget