



Tap to Pay Usage Update

Ashley Bowman – Deputy Director, Business Operations ORCA

April 14, 2026

Service Agency Name

All

RouteNbr

All

Mode

All

DatesBetween

RelativeDate

Business Date

2/23/2026

4/7/2026



Open Payment Boardings

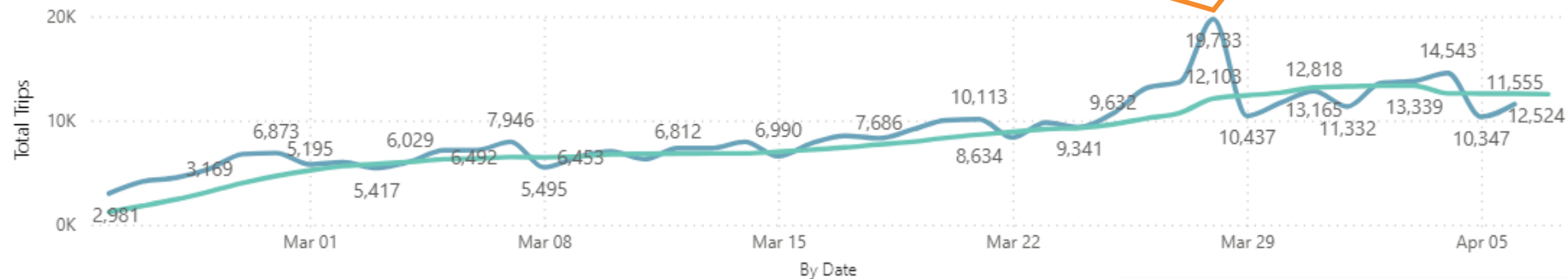
Location Name

All

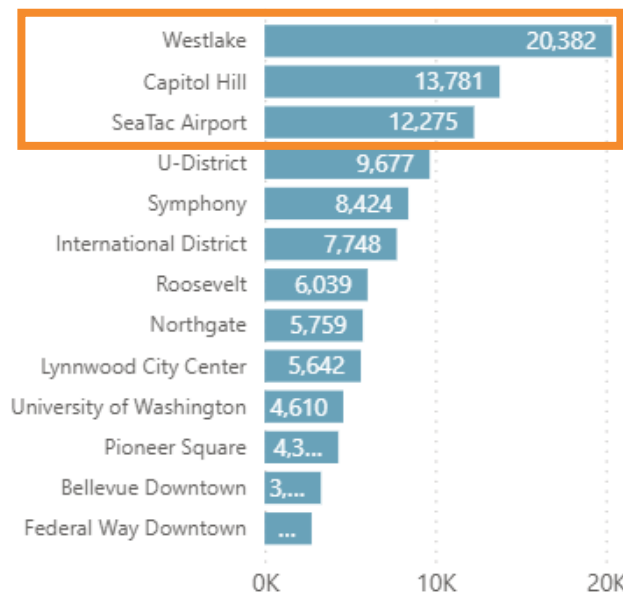
Open Payment Card Brand	Boardings	% of Total
Visa	252,683	66.64%
MasterCard	81,399	21.47%
AmericanExpress	32,247	8.51%
Discover	12,575	3.32%
Card not identified	245	0.06%
Total	379,149	100.00%

Boardings by Day

● Completed Trip Count ● Rolling 7 Day Avg Open Payment Boardings



Total Boardings by Location



Open/Closed Payment Type	2026-Feb	2026-Mar	2026-Apr
Closed Loop Payment			
Boardings	1,516,430	7,037,040	1,427,746
% of Boardings	98.02%	96.26%	95.00%
Open Payment			
Boardings	30,599	273,407	75,143
% of Boardings	1.98%	3.74%	5.00%

of Cards

112,114

Boardings

379,149

Location Name

0K

10K

20K

Boardings

Service Agency Name

RouteNbr

Mode

DatesBetween

RelativeDate

All

All

All

Business Date

2/23/2026

4/7/2026



Open Payment % of Boardings

Location Name

All







% of Boardings that Are Open Payment

● % Open Payment ● Rolling 7 Day Avg % Open Payment



Data Summary



- **First full month (March) of service**
 - 3.74% of boardings were open payments 
- **Top three stations**
 - Westlake
 - Capitol Hill 
 - Seatac Airport
- **Top days of the week**
 - Saturdays and Sundays
 - ~4% difference between lowest and highest days
- **Current rolling 7-day daily average**
 - 11,555 tap to pay boardings 
- **Top card brand used**
 - Visa, 67% of boardings 



Thank you



How the Puget Sound gets around